

# LabTest Checker

by Labplus®

Medical software for predicting human diseases using  
artificial intelligence solutions

## User Manual

version 2.3.0





Program LabTest Checker®

Version 2.3.0 released 27.01.2025

Basic-UDI: 5904815650LABPLUSPH

SRN: PL-MF-000022436



(01)05904815650007(8012)2.3.0

Manual Version 2.3.0

Release date 27.01.2025 r.

Labplus Spółka Akcyjna

Wyspa Słodowa 7

50-266 Wrocław

kontakt@labplus.pl

www.labplus.pl



Program LabTest Checker by Labplus® is a medical device that meets the requirements of Regulation (EU) 2017/745 of 5 April 2017 on medical devices.



Please read the user manual before using this product.



# Table of contents

<b>Introduction</b>	<b>4</b>
How it works?	4
Description of the Technology	5
Cautions and warnings	5
<b>System and hardware requirements</b>	<b>6</b>
⚠ When not to use LTC?	6
<b>Product Support</b>	<b>7</b>
Beginning of interpretation	7
Medical questionnaire	7
Results	10
Result Consultations	10
Additional Test Requests	11
<b>Contact</b>	<b>12</b>
Reporting Problems and Complaints	12
Opinions and Ideas	12



# Introduction

LabTest Checker by Labplus® (LTC) is medical software that provides an initial medical assessment by analyzing lab tests within the context of a medical history. Thanks to advanced artificial intelligence technology and expert knowledge, LTC supports preliminary diagnosis through comprehensive analysis of test results and an individual medical interview.

## How it works?

LabTest Checker by Labplus® works in three simple steps:

1. Analyzes your laboratory test results
2. Conducts a personalized medical interview by asking questions tailored to your results
3. Provides a clear interpretation along with specific recommendations

Our solution was created by a team of Polish specialist physicians and scientists in collaboration with leading medical universities in Poland. It is based on three key pillars:

### Credibility

- We utilize the latest standards of medical practice
- We operate in accordance with guidelines from recognized scientific societies
- We regularly update our knowledge base

### Safety

- The quality is supervised by the Scientific Council composed of leading medical experts
- We have completed conformity assessment and obtained medical device certification in accordance with the requirements of Regulation (EU) 2017/745
- We adhere to the highest standards of medical data protection

### Usefulness

- We comprehensively analyze your health condition
- We tailor questions individually to each case
- We provide practical and understandable recommendations

## Description of the Technology

LabTest Checker by Labplus® is a registered medical device software that

- Analyzes your laboratory test results
- Considers data from medical history
- Uses artificial intelligence to interpret results
- Is based on a constantly updated medical knowledge base

Our software was created to:

- Help you understand the significance of results before visiting a doctor
- Indicate which abnormalities require urgent consultation
- Provide personalized recommendations for next steps
- Support health prevention

## Cautions and warnings

### Important safety information:

#### Using the system

- You must be an adult
- It is not intended for pregnant women due to the specificity of results during this period
- Requires internet access and an up-to-date browser

#### Medical safety

- LabTest Checker by Labplus® is a supportive tool, it does not replace medical consultation or diagnosis
- Interpretation of results should be discussed with the attending physician during the next visit
- If abnormalities requiring urgent intervention are detected, the system will immediately display an alert with information about the necessity and mode of contacting medical assistance

#### Data protection

- We process personal and medical data in accordance with the GDPR Regulation and the Act on Patient Rights
- We apply safeguards compliant with ISO 27001 standard and requirements for medical devices (MDR)
- You have the right to access your data, rectify, delete or limit processing in accordance with applicable regulations

Certain images presented in this User Manual are for illustrative purposes only. The appearance of the interface presented in the manual may differ from the appearance of the interface implemented by one of our business partners.

## System and hardware requirements

LabTest Checker by Labplus® is available via:

- Web browser (computer, tablet, phone)
- Mobile app

Requirements for the browser version

- ✓ Internet connection with a minimum bandwidth of 1 Mbps
- ✓ Web browser with JavaScript enabled (ES2020 standard or newer)
- ✓ Screen larger than 4 inches (minimum resolution of 640 x 1136 px recommended)
- ✓ RAM: minimum of 1 GB available memory

Requirements for the mobile application

- ✓ iOS 12.0 or later / Android 8.0 or later
- ✓ Internet access
- ✓ 100 MB of free space on the device

Recommended Security Measures

- Install and maintain up-to-date antivirus software with real-time protection enabled
- Regularly update your operating system, web browser / mobile app to the latest versions
- Do not share application access with others — your account is for your use only
- Log out of the application after completing your work
- Avoid connecting to public Wi-Fi networks while using the application
- Do not leave your device unattended when logged into the application
- Enable automatic device lock after a short period of inactivity

### When not to use LTC?

Do not use LabTest Checker by Labplus® in case of:

- Suspected life or health threatening condition



- Acute symptoms requiring immediate medical attention

In such situations, you should:

- Contact a physician
- Go to the Hospital Emergency Department (ED)
- Or call the Emergency Medical Services (tel. 112 or 999)

# Product Support

The LabTest Checker by Labplus® program is available to laboratory patients via:

- The laboratory's website (in the results panel)
- The laboratory's mobile application (selected laboratories)

Depending on the laboratory, the service may be:

- Free of charge
- Require an online purchase before starting the interpretation

It does not require additional installation or special training. Laboratory test results are automatically downloaded from your profile in the laboratory system – you do not need to enter them yourself.

## Beginning of interpretation

1. Log in to your laboratory system account
2. Navigate to the section with test results
3. Click the "Receive for free" or "Buy interpretation" button (depending on the laboratory)
4. For paid services, complete the online payment
5. The software is ready to use when the "I go to the survey" button is visible. Fill out the medical survey

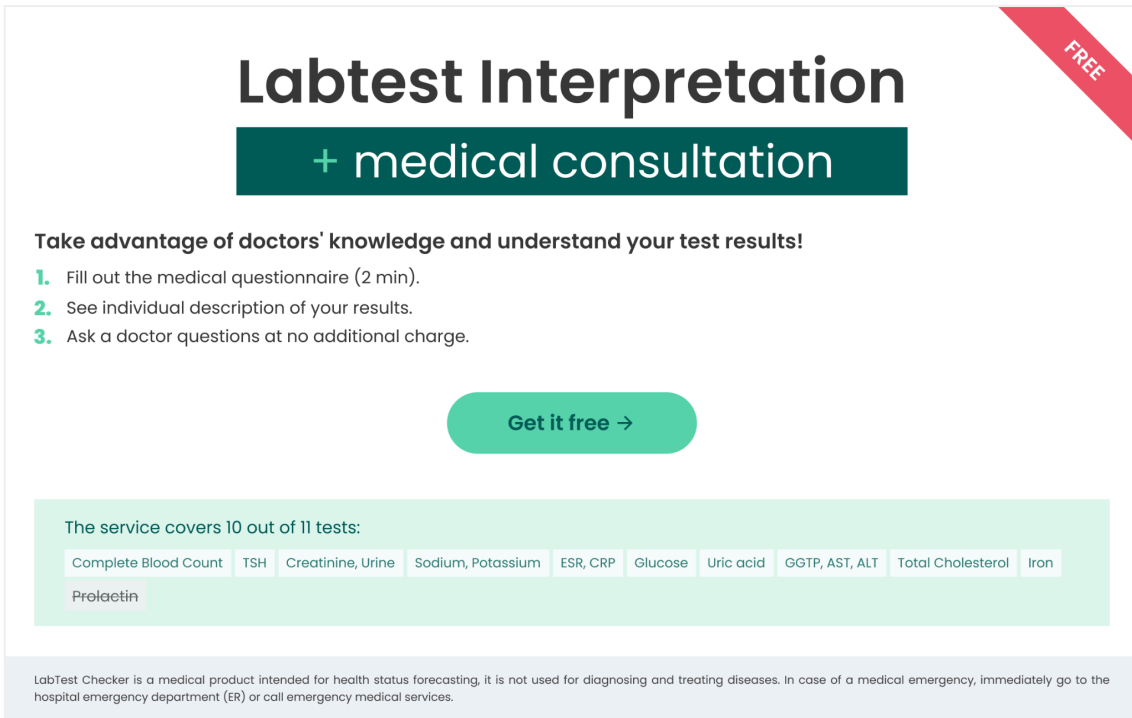
## Medical questionnaire

Medical questionnaire / medical interview is a stage during which we ask you to answer questions related to your health status. The system adapts the questions to your laboratory test results and the answers you provide, thereby shortening the length of the interview.

### How to fill out the questionnaire?

1. Click "Receive for free"
2. Mark the necessary consents related to the service
3. Answer questions according to your current knowledge about your health
4. If you are uncertain, choose the "I don't know" option
5. After clicking an answer, you will automatically move to the next question. Using the "Back" button, you can return to previous questions and change your answer





The landing page features a large title 'Labtest Interpretation' in dark blue, followed by a dark green bar with the text '+ medical consultation' in white. A red diagonal banner in the top right corner says 'FREE'. Below the title, a bold heading reads 'Take advantage of doctors' knowledge and understand your test results!'. This is followed by a numbered list of three steps: 1. Fill out the medical questionnaire (2 min), 2. See individual description of your results, and 3. Ask a doctor questions at no additional charge. A green button with the text 'Get it free →' is centered below the list. A light green box contains the text 'The service covers 10 out of 11 tests:' followed by a list of tests: Complete Blood Count, TSH, Creatinine, Urine, Sodium, Potassium, ESR, CRP, Glucose, Uric acid, GGTP, AST, ALT, Total Cholesterol, Iron, and Prolactin. At the bottom, a small disclaimer states: 'LabTest Checker is a medical product intended for health status forecasting, it is not used for diagnosing and treating diseases. In case of a medical emergency, immediately go to the hospital emergency department (ER) or call emergency medical services.'

# Labtest Interpretation

## + medical consultation

**Take advantage of doctors' knowledge and understand your test results!**

1. Fill out the medical questionnaire (2 min).
2. See individual description of your results.
3. Ask a doctor questions at no additional charge.

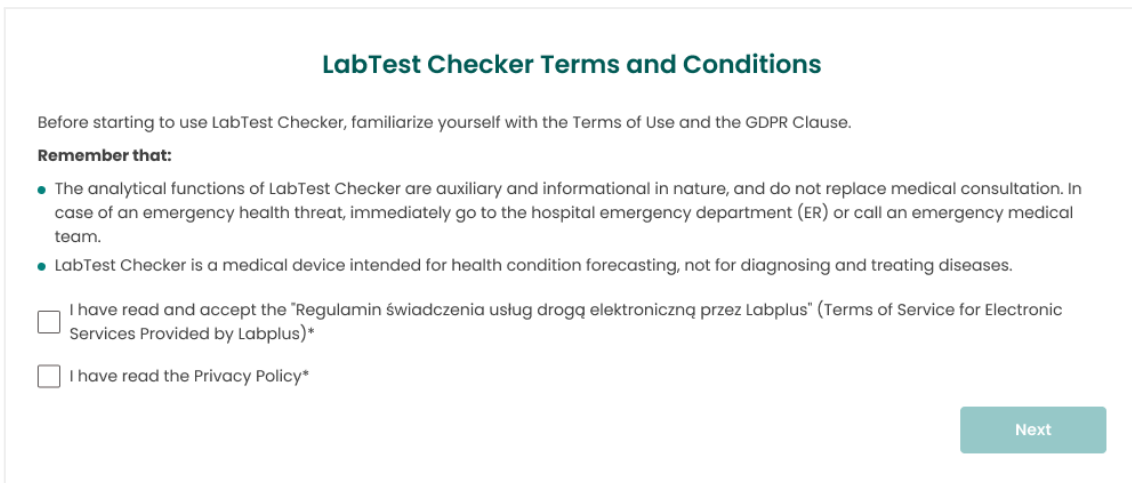
[Get it free →](#)

The service covers 10 out of 11 tests:

Complete Blood Count TSH Creatinine, Urine Sodium, Potassium ESR, CRP Glucose Uric acid GGTP, AST, ALT Total Cholesterol Iron Prolactin

LabTest Checker is a medical product intended for health status forecasting, it is not used for diagnosing and treating diseases. In case of a medical emergency, immediately go to the hospital emergency department (ER) or call emergency medical services.

Fig. 1. Landing page, preceding the stage of consents and medical questionnaire\*



The page is titled 'LabTest Checker Terms and Conditions'. It begins with a paragraph advising users to familiarize themselves with the Terms of Use and the GDPR Clause. A section titled 'Remember that:' contains two bullet points: the first states that the analytical functions are auxiliary and informational, not replacing medical consultation, and the second states that the device is for health condition forecasting, not for diagnosing and treating diseases. Below this are two checkboxes: 'I have read and accept the "Regulamin świadczenia usług drogą elektroniczną przez Labplus" (Terms of Service for Electronic Services Provided by Labplus)\*' and 'I have read the Privacy Policy\*'. A green 'Next' button is located at the bottom right.

## LabTest Checker Terms and Conditions

Before starting to use LabTest Checker, familiarize yourself with the Terms of Use and the GDPR Clause.

**Remember that:**

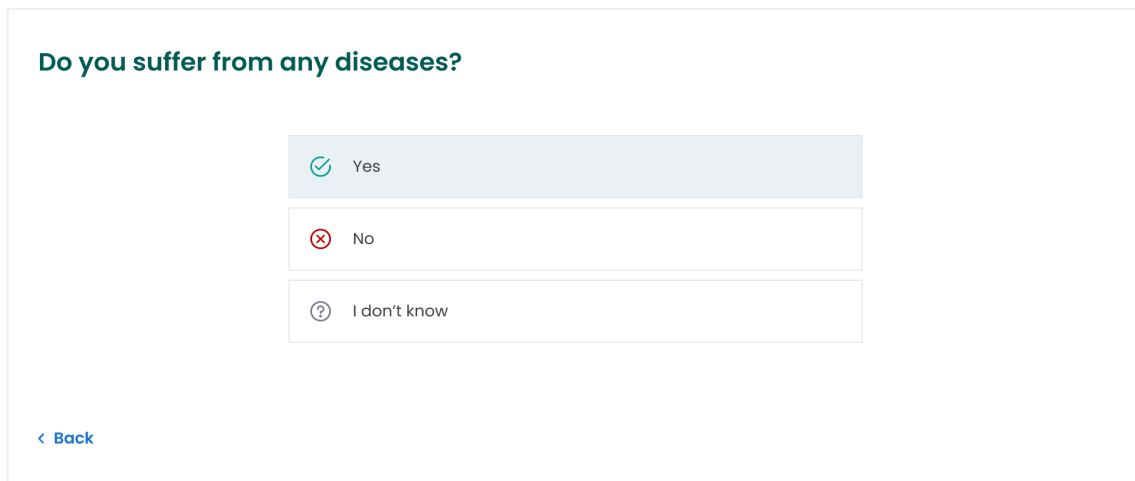
- The analytical functions of LabTest Checker are auxiliary and informational in nature, and do not replace medical consultation. In case of an emergency health threat, immediately go to the hospital emergency department (ER) or call an emergency medical team.
- LabTest Checker is a medical device intended for health condition forecasting, not for diagnosing and treating diseases.

☐ I have read and accept the "Regulamin świadczenia usług drogą elektroniczną przez Labplus" (Terms of Service for Electronic Services Provided by Labplus)\*

☐ I have read the Privacy Policy\*

[Next](#)

Fig. 2. Page with consents preceding the medical questionnaire



**Do you suffer from any diseases?**

☒ Yes

☐ No

☐ I don't know

[< Back](#)

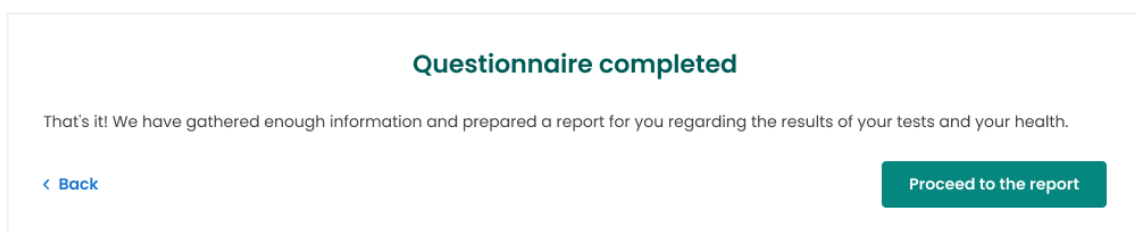
Fig. 3. Fragment of medical questionnaire

### Important information

- Estimated time to complete is approximately 2 minutes, depending on the complexity of your situation
- You can return to previous questions at any time
- For laboratories offering paid services:
  - Payment can be made online before starting the interpretation
  - Popular payment methods are available (card, BLIK, bank transfer)
  - After paying for the service, you will receive a purchase confirmation to the email address provided

If the system detects symptoms or test results that indicate a threat to your health, LTC will interrupt the questionnaire and immediately direct you to a doctor or hospital. In such a situation, an appropriate message will be displayed to guide you to the right place. Additionally, the reason for interrupting the questionnaire will be explained.

You will be informed by a message on the screen that the interview has been completed.



**Questionnaire completed**

That's it! We have gathered enough information and prepared a report for you regarding the results of your tests and your health.

[< Back](#)

[Proceed to the report](#)

Fig. 4. Message informing about the completion of the medical questionnaire.

In case of insufficient laboratory test results or too many "I don't know" answers to questions in the questionnaire, the software will not be able to provide information about your health status.

## Results

After completing the medical questionnaire, you will receive:

1. A report with interpretation of results — available immediately after completing the questionnaire
2. Ability to ask additional questions to Labplus doctors (details in the "Result Consultations" section)
3. Recommendations for additional tests, in medically justified cases (details in the "Additional Test Requests" section)

Report interpretation includes:

- Urgency level (e.g., whether immediate medical consultation is required)
- Interpretation of deviations in results
- Recommendations for further actions
- Preventive guidelines

Completing the work You do not need to take additional steps to finish working with the LTC program:

- In the browser version: simply close the website or go to other tabs
- In the app: you can exit the interpretation module using the "Return" button or close the application

In both cases, the system will automatically save your results and they will be available after logging in again.

## Result Consultations

LabTest Checker by Labplus® allows you to ask additional questions to qualified Labplus doctors. The service is available at no extra cost.

### How to ask a question?

1. In the interpretation report, find the "Consult the result" section
2. Type your question in the dedicated field
3. Provide an email address to receive a notification about the response
4. Click "Send question"



### Receiving answers

- You will usually receive a response the same day, no later than 48 hours after asking the question (excluding Saturdays, Sundays, and statutory holidays)
- You will be notified about the available response:
- By email to the provided address
- By notification in the laboratory's mobile app (if you use it)

### How to read the response?

1. Log in to the results portal or app
2. Open the interpretation report
3. Go to the consultation section
4. Find the answer under your question

## Additional Test Requests

In medically justified cases, along with the interpretation, you will receive a recommendation for additional tests:

- The recommendation is available directly in the interpretation report
- You can save it on your device and use it at the collection point
- You will receive a reminder about deferred tests

### Important information

- Recommendations are not medical referrals
- Tests are not reimbursed by the National Health Fund (NFZ)
- The patient bears the cost of performing the tests

# Contact

## Reporting Problems and Complaints



e-mail: [pomoc@labplus.pl](mailto:pomoc@labplus.pl)

- Subject: [Your data]
- Content:
  - Session ID number (e.g., 23590834)
  - Problem description
  - Application version

Serious medical incidents related to the product must be reported to the manufacturer and the appropriate authority — the President of the Office for Registration of Medicinal Products, Medical Devices, and Biocidal Products.

## Opinions and Ideas

If you want to share your opinion or ideas with us, write to [kontakt@labplus.pl](mailto:kontakt@labplus.pl) We're waiting!

**Remember!**

- 💡 LabTest Checker by Labplus® results are for informational purposes only and are not medical advice, consultation, or diagnosis. If you are concerned about your health, contact a doctor immediately.
- 💡 If the system is not working (e.g., due to power outage, internet access issues), wait a moment and reload the website or application.
- 💡 In case of incorrect interface display (missing buttons, text), stop using the software. Ensure that your device meets the system and hardware requirements described in these instructions. For further problems, please contact us by email at: [kontakt@labplus.pl](mailto:kontakt@labplus.pl)
- 💡 If you want to receive this User Manual in paper form, contact us at [pomoc@labplus.pl](mailto:pomoc@labplus.pl). At a mutually agreed meeting time, we will provide you with the Instructions free of charge at our company headquarters.